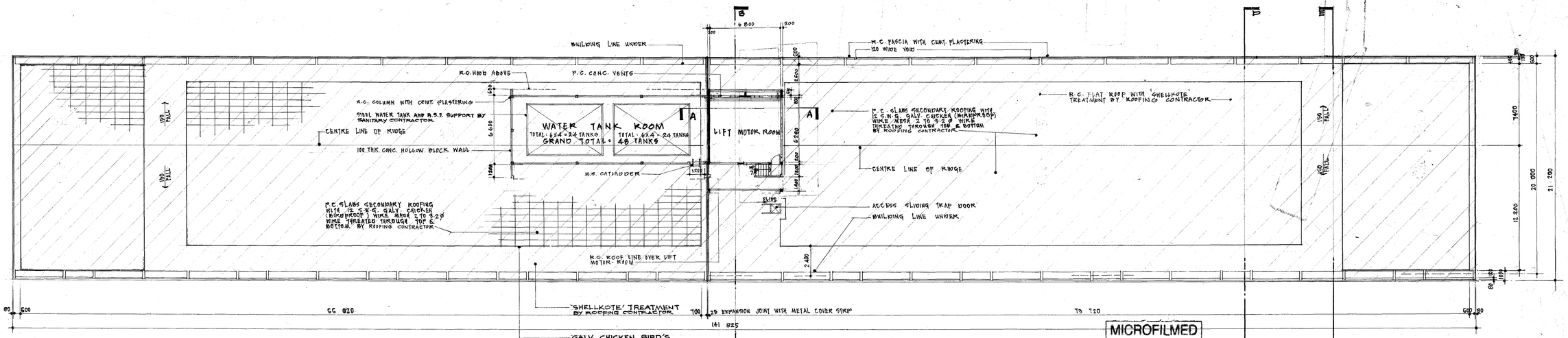

ROOF PLAN

MICROFILMED
25 FEB 1981

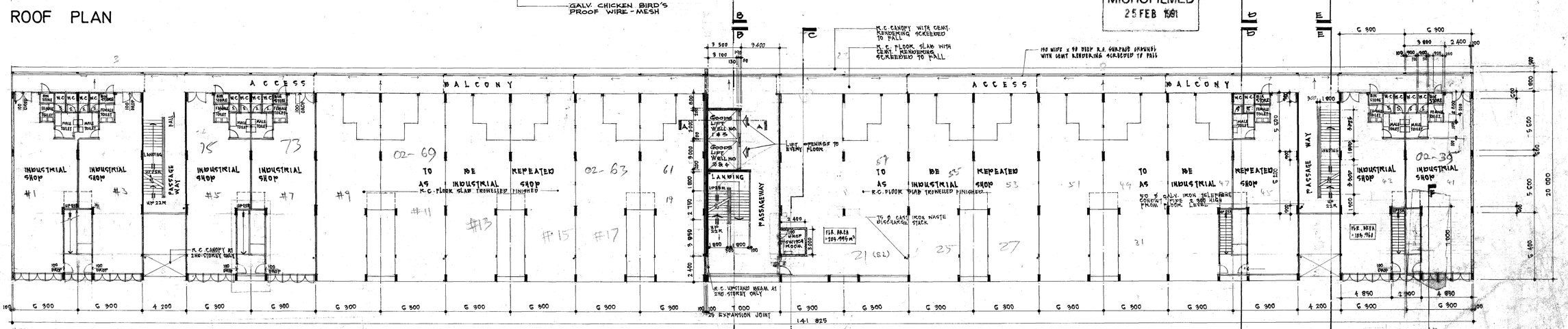

2nd. STOREY FLOOR PLAN

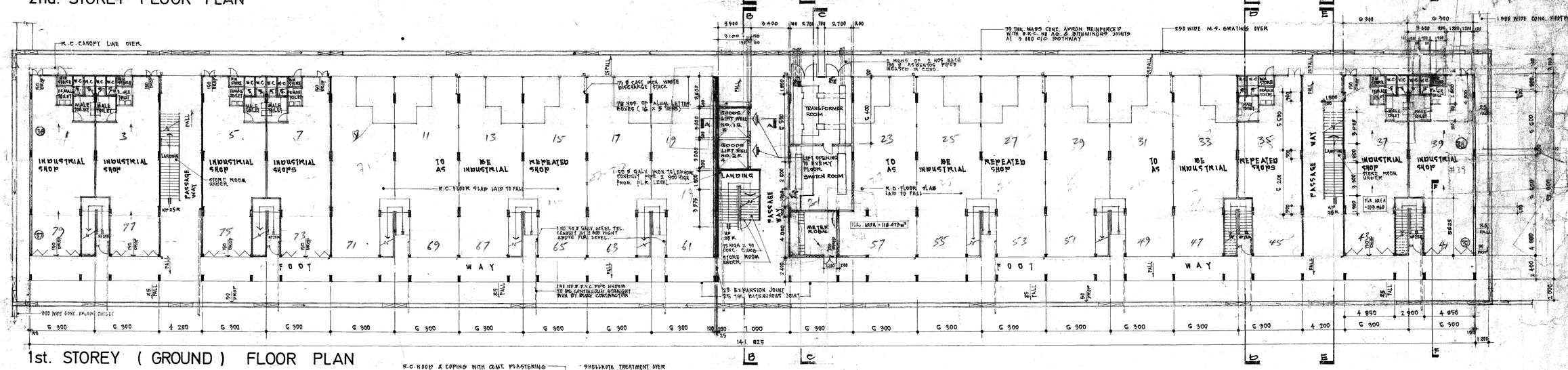

1st. STOREY (GROUND) FLOOR PLAN

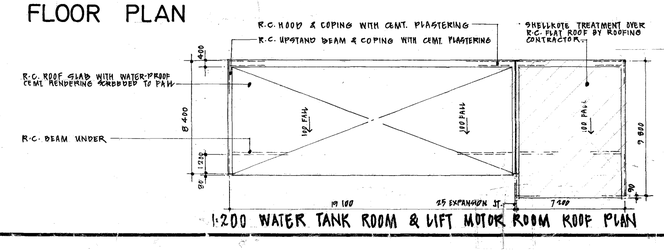

1:200 WATER TANK ROOM & LIFT MOTOR ROOM ROOF PLAN

NOTE :
TEL. CONDUIT & LEAD-IN PIPE TO FIRE STAIRCASE FOR BLK. NO. 38 ONLY

	AMENDMENT	BY	CHECK	DATE
A	REVISED R.C. PARTITIONS & ENLARGED WASH SPACES VENTS TO R.C. LOUVRED VENTS. TO LIFT MOTOR ROOM	T.Y.		JAN. '80
B	AMENDED CANOPY AT 2ND STOREY. R.C. GARGOYLE PER 141 S.A NP 4 STOREY AMENDED			
C	ADDED BALCONY AT SWITCH ROOM & 25 SUN SCREEN COLLECTED.			
D	ADDED TEL. CONDUIT & LEAD IN PIPE TO EVERY FIRE STAIRCASE (EXCL. BLK. NO. 38 ONLY)	T.Y.		26/3/81

REFERENCE: THIS DWG. TRANSFERED FROM ANK (INDUSTRIAL) N'S C'16.

CONTRACT: BUILDING

JOB TITLE: DEFU IND'L PARK 'D' CONTRACT 3A

DRAWING TITLE: BLOCK NO. 37 & 38
1ST. STOREY (GRD.) FLOOR PLAN; 2ND. STOREY FLOOR PLAN & ROOF PLAN

This is the drawing No. HB .....
Referred to in the contract No. ..... and
Signed between us this ..... day of ..... 19 .....
Contractor ..... Date .....
Witness .....
Date ..... LIU THAI KER Chief Executive Officer

DRAWING NO. HB. 471-79- (2) B
SCALE: 1:200
TEAM: 9
DATE: DEC. '79
DRAWN BY: KIMBE
CHECKED BY: TAN S.M.
ARCH. CO-ORDINATOR: HENG POOK GENG
SI-HOE KOK SING CHIEF ARCHITECT
LIU THAI KER CHIEF EXECUTIVE OFFICER
HOUSING & DEVELOPMENT BOARD